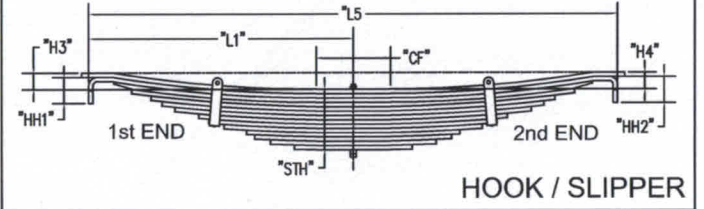
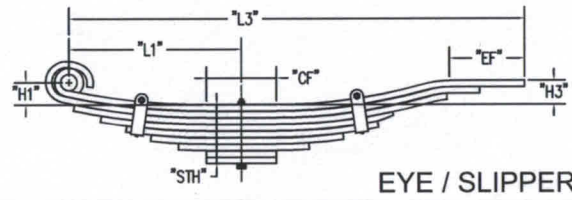
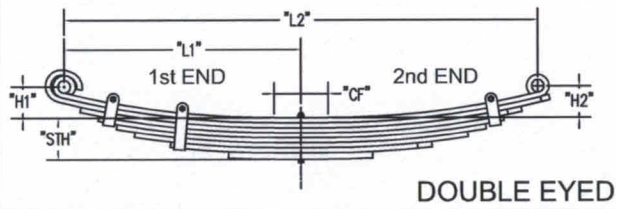
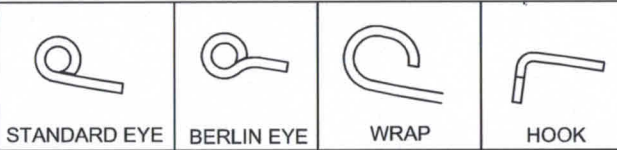


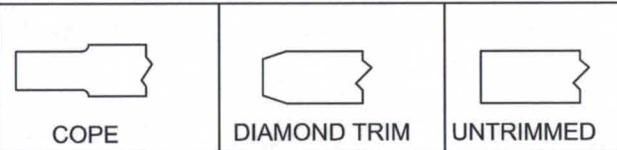
**STANDARD SPRING TYPES** IF YOUR SPRING DOES NOT FIT A STANDARD SPRING TYPE PLEASE INCLUDE A SKETCH OR PICTURE WHEN SUBMITTING INFORMATION




**END TYPES / CONFIGURATIONS**



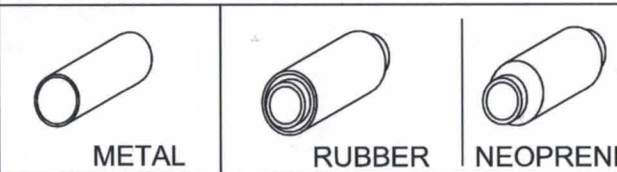
**TRIM TYPES**



**CLIP TYPES**



**BUSHING TYPES**



**THIS INFORMATION SUBMITTED FROM:**

NAME / COMPANY NAME: \_\_\_\_\_  
 PHONE: \_\_\_\_\_  
 FAX: \_\_\_\_\_  
 EMAIL: \_\_\_\_\_  
 DATE: \_\_\_\_\_

**SPRING INFORMATION**

SPRING TYPE: \_\_\_\_\_  
 TOTAL NUMBER OF LEAVES: \_\_\_\_\_  
 MAKE / MODEL / YEAR - \_\_\_\_\_  
 PLEASE FILL IN APPLICABLE DIMENSIONS

"L1" - \_\_\_\_\_ "L2" - \_\_\_\_\_ "L3" - \_\_\_\_\_ "L4" - \_\_\_\_\_ "L5" - \_\_\_\_\_  
 "H1" - \_\_\_\_\_ "H2" - \_\_\_\_\_ "H3" - \_\_\_\_\_ "H4" - \_\_\_\_\_  
 "CF" - \_\_\_\_\_ "STH" - \_\_\_\_\_ "EF" - \_\_\_\_\_ "HH1" - \_\_\_\_\_ "HH2" - \_\_\_\_\_

SPRING WIDTH - \_\_\_\_\_ OE PART NUMBER - \_\_\_\_\_

**PLEASE SPECIFY END TYPES**

"L1 - 1st END" - \_\_\_\_\_ "L1 - 2nd END" - \_\_\_\_\_  
 "L2 - 1st END" - \_\_\_\_\_ "L2 - 2nd END" - \_\_\_\_\_  
 "L3 - 1st END" - \_\_\_\_\_ "L3 - 2nd END" - \_\_\_\_\_

**INDICATE ALL LEAF THICKNESSES.**

LEAF THICKNESS - \_\_\_\_\_ \ LEAF NUMBER \_\_\_\_\_ TO \_\_\_\_\_  
 LEAF THICKNESS - \_\_\_\_\_ \ LEAF NUMBER \_\_\_\_\_ TO \_\_\_\_\_  
 LEAF THICKNESS - \_\_\_\_\_ \ LEAF NUMBER \_\_\_\_\_ TO \_\_\_\_\_

**INDICATE CLIP LOCATIONS [LEAF No. & END] AND TYPE**

LEAF No. - \_\_\_\_\_ / TYPE - \_\_\_\_\_ / END - \_\_\_\_\_  
 LEAF No. - \_\_\_\_\_ / TYPE - \_\_\_\_\_ / END - \_\_\_\_\_

**INDICATE BUSHING TYPE AND DIMENSIONS**

1ST END BUSHING TYPE - \_\_\_\_\_ INSIDE DIAMETER - \_\_\_\_\_  
 OUTSIDE DIAMETER - \_\_\_\_\_ MAXIMUM WIDTH - \_\_\_\_\_  
 2nd END BUSHING TYPE - \_\_\_\_\_ INSIDE DIAMETER - \_\_\_\_\_  
 OUTSIDE DIAMETER - \_\_\_\_\_ MAXIMUM WIDTH - \_\_\_\_\_

**INDICATE TRIM INFORMATION**

\_\_\_\_\_ TRIM ON LVS # \_\_\_\_\_ TO \_\_\_\_\_ / \_\_\_\_\_ TRIM ON LVS # \_\_\_\_\_ TO \_\_\_\_\_ / \_\_\_\_\_ TRIM ON LVS # \_\_\_\_\_ TO \_\_\_\_\_

**INDICATE CENTER BOLT INFORMATION**

HEAD DIAMETER - \_\_\_\_\_ / HEAD HEIGHT - \_\_\_\_\_ / IS HEAD TO TOP OR BOTTOM OF SPRING?

PLEASE ATTACH ANY ADDITIONAL INFORMATION THAT YOU THINK MAY BE USEFUL.  
 A PICTURE OR A SKETCH CAN BE VERY HELPFUL.